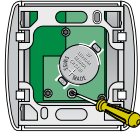




1 Set the motor in programming mode with an existing RTS control

RTS control already assigned to the motor



Centralis RTS

OR



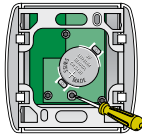
Telis RTS



Shunt = Motor ready to record new control

2 Program the RTS control

New RTS control to assign to the motor



Centralis RTS

OR



Telis RTS



Shunt = New control recorded

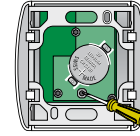


When using a Multi-channel RTS control, remember to select the desired channel prior to programming.



1 Set the motor in programming mode with an existing RTS control

RTS control already assigned to the motor



Centralis RTS

OR



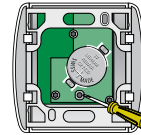
Telis RTS



Shunt = Motor ready to remove control

2 De-Program the RTS control

RTS control to be removed from the motor



Centralis RTS

OR



Telis RTS



Shunt = control removed



Using this method you will not be able to delete the final remote programmed. Refer to erasing the motor's memory on page 28 to delete all remotes and sensors.